

4 5

4 2 4 3 2 0 0 X 0 2 2 5

Em

4 5

0 2 1 2 0 2 1 2 0 2 0 0 0 0 0 0 0 0 0 0 0 0

6 7 8

5 5 5 2 4 2 4 5 4 4 4 4 2 4 3 2 0

Am B7

6 7 8

0 0 0 0 0 0 0 2 0 0 1 2 2 2 4

Verse

The musical score for the Verse consists of three systems. The first system shows the vocal melody on a single staff with lyrics underneath. The second system shows a guitar accompaniment with a treble clef staff and a bass clef staff. The third system shows a guitar accompaniment with a treble clef staff and a bass clef staff, including chord labels (Em, Am, B7) and fret numbers.

System 1: Vocal Melody

Staff: Treble clef, key signature of one sharp (F#), time signature of 4/4.

Measures 9-11:

- Measure 9: G4 (quarter), A4 (quarter), B4 (quarter), A4 (quarter).
- Measure 10: G4 (quarter), F#4 (quarter), E4 (quarter), D4 (half).
- Measure 11: C4 (half), B3 (quarter), A3 (quarter), G3 (quarter).

System 2: Guitar Accompaniment

Staff: Treble clef, key signature of one sharp (F#), time signature of 4/4.

Measures 9-11:

- Measure 9: G4 (quarter), A4 (quarter), B4 (quarter), A4 (quarter).
- Measure 10: G4 (quarter), F#4 (quarter), E4 (quarter), D4 (half).
- Measure 11: C4 (half), B3 (quarter), A3 (quarter), G3 (quarter).

System 3: Guitar Accompaniment


Staff: Treble clef, key signature of one sharp (F#), time signature of 4/4.

Measures 9-11:

- Measure 9: G4 (quarter), A4 (quarter), B4 (quarter), A4 (quarter).
- Measure 10: G4 (quarter), F#4 (quarter), E4 (quarter), D4 (half).
- Measure 11: C4 (half), B3 (quarter), A3 (quarter), G3 (quarter).

Lyrics:

Some Eve- ry mo- ment has its day; You can not freeze it,
sus- pi- cions do come true...



Page 4 of 26

15 16

lov- ing this right now.

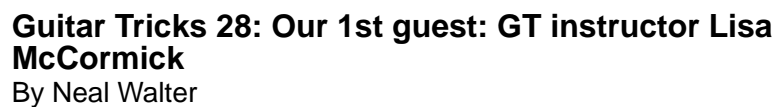
15 16

4 2 4 2 X 5 4 2 4 2 4 2 X 3 4 4 2 2

B7

15 16

0 2 1 2 0 2 1 2 2 0 2 1 2 0 2 1 0 2 1 2 0 2 1 2 2 0 2 1 2 0 2 1 2 0 2 1 2 0 2 1

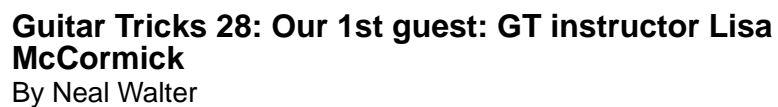


Page 6 of 26

re- al- ize. Now it's here, and fly- ing by, but I am

Em Am

The musical score is written for guitar and voice. It consists of three systems of music. The first system shows measures 20, 21, and 22 with lyrics 're- al- ize. Now it's here, and fly- ing by, but I am'. The second system shows measures 20, 21, and 22 with guitar accompaniment. The third system shows measures 20, 21, and 22 with guitar accompaniment. The score includes a key signature of one sharp (F#) and a common time signature (C). The guitar accompaniment is written in a style that suggests a specific technique, possibly a 'guitar trick' as mentioned in the title. The score is divided into three systems, each with measures 20, 21, and 22. The first system shows the vocal line with lyrics. The second system shows the guitar line with chords Em and Am. The third system shows the guitar line with chords Em and Am. The score includes a key signature of one sharp (F#) and a common time signature (C).



Page 8 of 26

26 27 28

right now.

26 27 28

3 5 2 5 3 5 2 5 2 4 2 4 2 4 2 4 2 4 3 4 4 0 2

B7

26 27 28

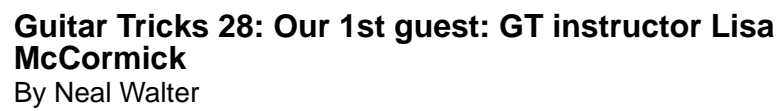
1 0 1 0 2 2 2 1 2 1 2 0 0 2 2 0 0

2 2 1 2 1 2 0 0 0 0

Chorus

29 Lay me down. 30 Hold me still.

The musical score for the chorus is presented in three staves. The top staff shows the melody with lyrics: "Lay me down." and "Hold me still." The middle staff shows the guitar accompaniment with fret numbers: 0, X, 0, 2, 5, 5, 5, 2. The bottom staff shows the bass line with chord diagrams for Em and Am7. The score is marked with measure numbers 29 and 30.



Page 11 of 26

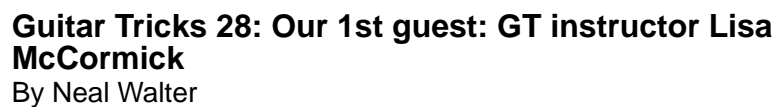
34 35 36

least un- til we meet a- gain.

34 35 36

Am7 B7

34 35 36



Page 13 of 26

Da Coda

40 ing in. I'll re- mem- ber this at least un- til we

40 41 42

4 5 4 5 3 5 0 3 5 0 5 3 5 0 5

X 2 0 2 3 5 0 3 5 0 3 5 0 3

C6

40 41 42

0 0 2 0 2 2 2 0 0 1 3 1 0 1

2 2 2 2 2 2 2 3 5 3

1 1 1 1 1 1 1

2 2 2 2 2 2 2

43 meet a- gain. 44 45

43 44 45

2 4 2 4 2 4 2 0 0 0 0 X 0 2 5

B7 Em

43 44 45

0 2 1 3 2 3 1 2 0 0 0 0 0 0 0 0

46 47 48

Am B7

48 47 48

Lisa's Solo

49 50 51

Em Am B7

49 50 51

52 53 54

Em Am

55 56

B7

Measure 57: Melodic line starts on a dotted quarter note, followed by an eighth note triplet, then a half note, and ends with a quarter note. The bass line consists of a 3-5-3 pattern on the 2nd string, with a 2 on the 1st string and a 0 on the 6th string.

Measure 58: Chord progression from Em to Am. The Em chord is played on the 5th, 4th, and 3rd strings. The Am chord is played on the 5th, 4th, and 3rd strings.

Measure 59: Chord progression from Am to B7. The Am chord is played on the 5th, 4th, and 3rd strings. The B7 chord is played on the 5th, 4th, and 3rd strings.

Measure 60: Chord progression from B7 to Am. The B7 chord is played on the 5th, 4th, and 3rd strings. The Am chord is played on the 5th, 4th, and 3rd strings.

The page contains three systems of guitar sheet music for 'The Sound of Silence' by Neil Young.

System 1 (Measures 61-63): This system includes a melody line on a single staff and a guitar accompaniment on a six-string staff. The accompaniment uses fret numbers (0-5) to indicate fingerings. Chord diagrams for Em, Am, and B7 are provided above the melody line. Measure numbers 61, 62, and 63 are marked in red.

System 2 (Measures 64-66): This system continues the melody and accompaniment. Measure numbers 64, 65, and 66 are marked in red.

System 3 (Measures 64-66): This system is labeled 'Neal's Solo' and shows a different melody line on a single staff and a simplified guitar accompaniment on a six-string staff. Measure numbers 64, 65, and 66 are marked in red.



Guitar Tricks 28: Our 1st guest: GT instructor Lisa McCormick
By Neal Walter

The sheet music is divided into two systems, each with a guitar staff and a vocal staff.

System 1 (Measures 67-69):

- Guitar Staff:**
 - Measure 67: Chords B7 and Em. Fret numbers: 4, 2, 4, 2 (B7); 5, 4, 2 (Em).
 - Measure 68: Chords B7 and Em. Fret numbers: 4, 2, 4, 2 (B7); 5, 4, 2 (Em).
 - Measure 69: Chords B7 and Em. Fret numbers: 3, 5, 4, 2 (B7); 0, 2, 2, 0 (Em).
- Vocal Staff:**
 - Measure 67: Melody line with a whole note.
 - Measure 68: Melody line with a half note and a triplet of eighth notes.
 - Measure 69: Melody line with a half note and a triplet of eighth notes.

System 2 (Measures 70-71):

- Guitar Staff:**
 - Measure 70: Chords Am and B7. Fret numbers: 5, 5, 5 (Am); 4, 2, 4, 2 (B7).
 - Measure 71: Chords Am and B7. Fret numbers: 5, 5, 5 (Am); 4, 2, 4, 2 (B7).
- Vocal Staff:**
 - Measure 70: Melody line with a half note and a triplet of eighth notes.
 - Measure 71: Melody line with a half note and a triplet of eighth notes.

The sheet music is divided into two systems, each with a melody line and a bass line.

System 1 (Measures 72-74):

- Measure 72:** Melody line has a half note G4 and a half note A4. Bass line has a half note G2 and a half note A2.
- Measure 73:** Melody line has a half note B4 and a half note C5. Bass line has a half note B2 and a half note C3.
- Measure 74:** Melody line has a half note D5 and a half note E5. Bass line has a half note D2 and a half note E2.

System 2 (Measures 75-77):

- Measure 75:** Melody line has a half note F#4 and a half note G4. Bass line has a half note F#2 and a half note G2.
- Measure 76:** Melody line has a half note A4 and a half note B4. Bass line has a half note A2 and a half note B2.
- Measure 77:** Melody line has a half note C5 and a half note D5. Bass line has a half note C2 and a half note D2.

Chord changes are indicated above the bass line: Em at measure 73 and Am at measure 74. The B7 chord is indicated at measure 75.

D.S. al Coda

78 79 80

Am B7

78 79 80

81 82

mem- ber this at least un- til we

C6

81 82

83 meet a- gain. 84 I will re- 85 mem- ber this at

B7 C6

86 least un- til we meet a- gain 87

B7

88



Guitar Tricks 28: Our 1st guest: GT instructor Lisa McCormick
By Neal Walter

Copyright © 2010
All Rights Reserved - International Copyright Secured